

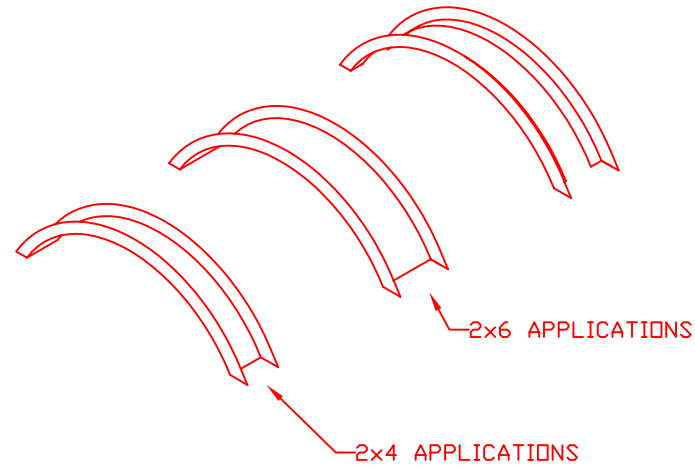
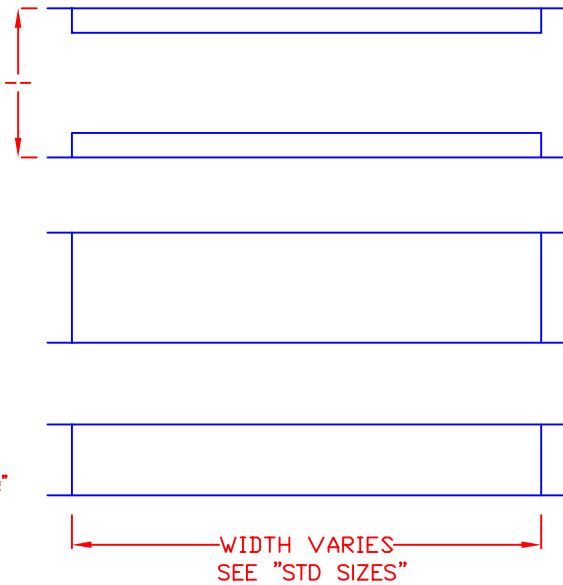


ADJUSTABLE WEB APPLICATIONS

ADJUSTS FROM  
2-1/2" TO 18"

FOR 2x6 WOOD  
STUDS OR  
STEEL FRAMING  
WITH 5-3/8" WEB

FOR 2x4 WOOD  
STUDS OR STEEL  
FRAMING WITH 3-1/2"  
OR 3-3/8" WEB



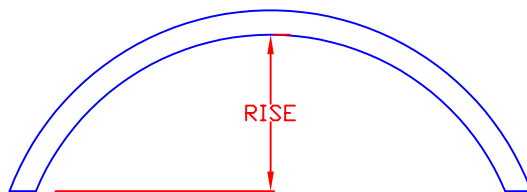
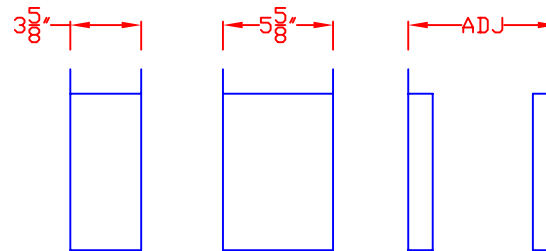
General Notes

STD. SIZES

- EBx-30
- EBx-36
- EBx-40
- EBx-50
- EBx-60
- EBx-70
- EBx-80
- EBx-90
- EBx-100

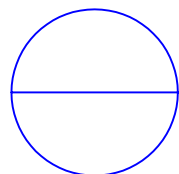
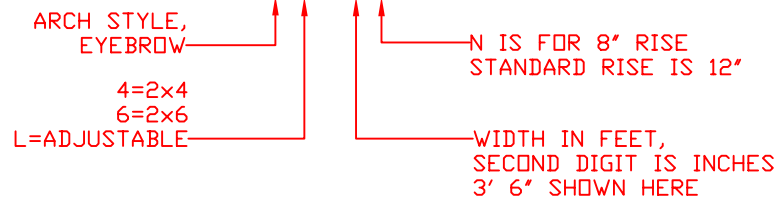
CUSTOM  
SIZES AVAIL  
UP TO 24'  
WIDTH

ACTUAL WEB SIZE



PART NUMBER NOMENCLATURE

EB4-36N



METAL FRAMING ARCH,  
EYEBROW

- NOTES:
1. INSTALL ACCORDING TO MANUFACTURERS' SPEC'S
  2. DO NOT SCALE DRAWINGS
  3. FOR DETAILS VISIT [www.easy-arch.com](http://www.easy-arch.com)

No.	Revision/Issue	Date
	ISSUE	03/06

EASY-ARCH, INC  
26900 Jefferson Ave.  
Murrieta, CA 92562  
[www.easy-arch.com](http://www.easy-arch.com)

Project Name and Address

Project	Sheet
Date	
Scale	

USER REVDATE FNAME