




ADJUSTABLE WEB APPLICATIONS

ADJUSTS FROM
2-1/2" TO 18"



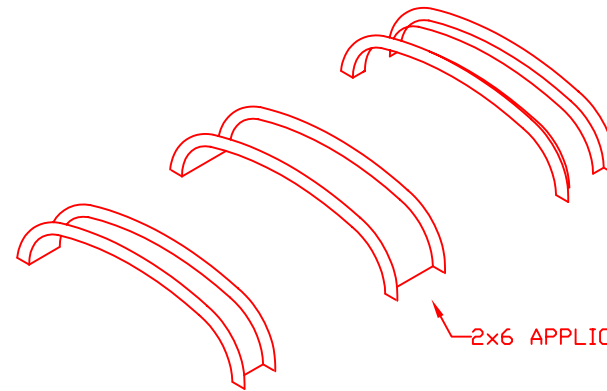
FOR 2x6 WOOD
STUDS OR
STEEL FRAMING
WITH 5-3/8" WEB



FOR 2x4 WOOD
STUDS OR STEEL
FRAMING WITH 3-1/2"
OR 3-3/8" WEB

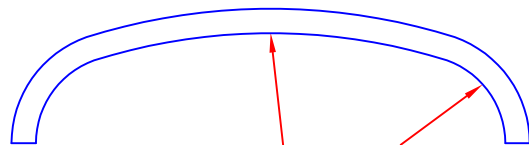


WIDTH VARIES
SEE "STD. SIZES"



2x6 APPLICATIONS

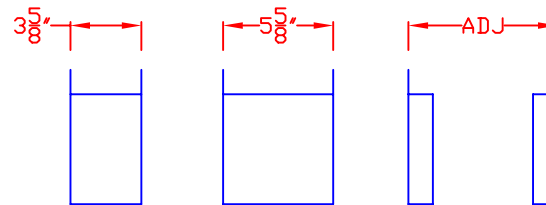
2x4 APPLICATIONS



TOP RADIUS VARIES

CORNER RADIUS VARIES

ACTUAL WEB SIZE



PART NUMBER NOMENCLATURE

CR4-40

ARCH STYLE,
COMPOUND RADIUS

4=2x4
6=2x6
L=ADJUSTABLE

WIDTH IN FEET,
SECOND DIGIT IS INCHES
4' 0" SHOWN HERE

General Notes

STD. SIZES

- CRx-40
- CRx-50
- CRx-60
- CRx-70
- CRx-80
- CRx-90
- CRx-100
- CRx-110
- CRx-120

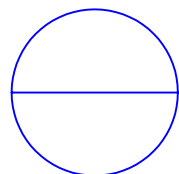
CUSTOM
SIZES AVAIL.

	ISSUE	03/06
No.	Revision/Issue	Date

EASY-ARCH, INC
26900 Jefferson Ave.
Murrieta, CA 92562
www.easy-arch.com

Project Name and Address

Project	Sheet
Date	
Scale	



METAL FRAMING ARCH,
COMPOUND RADIUS

NOTES:

1. INSTALL ACCORDING TO MANUFACTURERS' SPEC'S
2. DO NOT SCALE DRAWINGS
3. FOR DETAILS VISIT www.easy-arch.com

FNAME

REVDATE

USER